


| Bezeichnung | Volt | Anzahl | Watt | IP | Farbtemp. | Abmessung |
|-------------|------|--------|------|----|-----------|-----------|
|-------------|------|--------|------|----|-----------|-----------|

IREG-LS5050WW-60N,2700-3200K.



28.8W

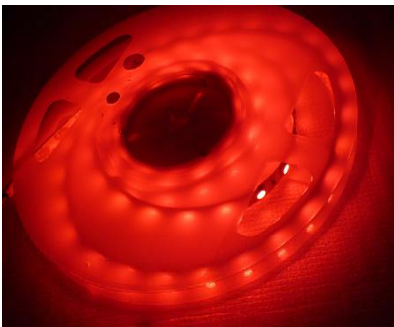


IREG-LS5050PW-60N, 6000-7000K





28.8W





IREG-LS5050R-60N



18W




IREG-LS5050B-60N

28.8W





IREG-LS5050G-60N
28.8W






| Bezeichnung alle in 5 m/Rolle | Volt | Anzahl/m | Watt/Rolle | IP | Farbtemp. | Abmessung | |
|-------------------------------|-----------|----------|------------|------|------------|------------|--|
| IREG-3528WW-60-8N | DC12V/24V | 60 SMD | 19,2W | IP20 | 2700-2900K | 5000*8*2.5 | |
| IREG-3528DW-60-8N | DC12V/24V | 60 SMD | 19,2W | IP20 | 6000-7000K | 5000*8*2.5 | |
| IREG-3528R-60-8N | DC12V/24V | 60 SMD | 12,0W | IP20 | rot | 5000*8*2.5 | |
| IREG-3528GE-60-8N | DC12V/24V | 60 SMD | 19,2W | IP20 | gelb | 5000*8*2.5 | |
| IREG-3528B-60-8N | DC12V/24V | 60 SMD | 19,2W | IP20 | blau | 5000*8*2.5 | |
| IREG-3528GR-60-8N | DC12V/24V | 60 SMD | 19,2W | IP20 | grün | 5000*8*2.5 | |
| IREG-3528WW-120-8N | DC12V/24V | 120SMD | 19,2W | IP20 | 2700-2900K | 5000*8*2.5 | |
| IREG-3528DW-120-8N | DC12V/24V | 120SMD | 19,2W | IP20 | 6000-7000K | 5000*8*2.5 | |
| IREG-3528R-120-8N | DC12V/24V | 120SMD | 12,0W | IP20 | rot | 5000*8*2.5 | |
| IREG-3528GE-120-8N | DC12V/24V | 120SMD | 19,2W | IP20 | gelb | 5000*8*2.5 | |
| IREG-3528B-120-8N | DC12V/24V | 120SMD | 19,2W | IP20 | blau | 5000*8*2.5 | |
| IREG-3528GR-120-8N | DC12V/24V | 120SMD | 19,2W | IP20 | grün | 5000*8*2.5 | |
| | | | | | | | |
| | | | | | | | |

| Bezeichnung alle in 5 m/Rolle | Volt | Anzahl/m | Watt/Rolle | IP | Farbtemp. | Abmessung |
|-------------------------------|-----------|----------|------------|------|------------|--------------------|
| IREG-3528WW-60-8Epoxy | DC12V/24V | 60 SMD | 19,2W | IP67 | 2700-2900K | 5000*8*2.5 |
| IREG-3528DW-60-8E | DC12V/24V | 60 SMD | 19,2W | IP67 | 6000-7000K | 5000*8*2.5 |
| IREG-3528R-60-8E | DC12V/24V | 60 SMD | 12,0W | IP67 | rot | 5000*8*2.5 |
| IREG-3528GE-60-8E | DC12V/24V | 60 SMD | 19,2W | IP67 | gelb | 5000*8*2.5 |
| IREG-3528B-60-8E | DC12V/24V | 60 SMD | 19,2W | IP67 | blau | 5000*8*2.5 |
| IREG-3528GR-60-8E | DC12V/24V | 60 SMD | 19,2W | IP67 | grün | 5000*8*2.5 |
| | | | | | | |
| IREG-3528WW-120-8Epoxy | DC12V/24V | 120SMD | 19,2W | IP67 | 2700-2900K | 5000*8*2.5 |
| IREG-3528DW-120-8E | DC12V/24V | 120SMD | 19,2W | IP67 | 6000-7000K | 5000*8*2.5 |
| IREG-3528R-120-8E | DC12V/24V | 120SMD | 12,0W | IP67 | rot | 5000*8*2.5 |
| IREG-3528GE-120-8E | DC12V/24V | 120SMD | 19,2W | IP67 | gelb | 5000*8*2.5 |
| IREG-3528B-120-8E | DC12V/24V | 120SMD | 19,2W | IP67 | blau | 5000*8*2.5 |
| IREG-3528GR-120-8E | DC12V/24V | 120SMD | 19,2W | IP67 | grün | 5000*8*2.5 |
| | | | | | | |
| IREG-3528WW-60-10Epoxy | DC12V/24V | 60 SMD | 19,2W | IP67 | 2700-2900K | 5000*10*2.5 |
| IREG-3528DW-60-10E | DC12V/24V | 60 SMD | 19,2W | IP67 | 6000-7000K | 5000*10*2.5 |
| IREG-3528R-60-10E | DC12V/24V | 60 SMD | 12,0W | IP67 | rot | 5000*10*2.5 |
| IREG-3528GE-60-10E | DC12V/24V | 60 SMD | 19,2W | IP67 | gelb | 5000*10*2.5 |
| IREG-3528B-60-10E | DC12V/24V | 60 SMD | 19,2W | IP67 | blau | 5000*10*2.5 |
| IREG-3528GR-60-10E | DC12V/24V | 60 SMD | 19,2W | IP67 | grün | 5000*10*2.5 |
| | | | | | | |
| IREG-3528WW-120-10Epoxy | DC12V/24V | 120SMD | 19,2W | IP67 | 2700-2900K | 5000*10*2.5 |
| IREG-3528DW-120-10E | DC12V/24V | 120SMD | 19,2W | IP67 | 6000-7000K | 5000*10*2.5 |
| IREG-3528R-120-10E | DC12V/24V | 120SMD | 12,0W | IP67 | rot | 5000*10*2.5 |
| IREG-3528GE-120-10E | DC12V/24V | 120SMD | 19,2W | IP67 | gelb | 5000*10*2.5 |
| IREG-3528B-120-10E | DC12V/24V | 120SMD | 19,2W | IP67 | blau | 5000*10*2.5 |
| IREG-3528GR-120-10E | DC12V/24V | 120SMD | 19,2W | IP67 | grün | 5000*10*2.5 |
| | | | | | | |

| Bezeichnung alle in 5 m/Rolle | Volt | Anzahl/m | Watt/Rolle | IP | Farbtemp. | Abmessung |
|-------------------------------|-----------|----------|------------|------|------------|-------------|
| IREG-05030WW-10N | DC12V/24V | 30SMD | 28,8W | IP20 | 2700-2900K | 5000*10*2.5 |
| IREG-05030DW-10N | DC12V/24V | 30SMD | 28,8W | IP20 | 6000-7000K | 5000*10*2.5 |
| IREG-05030R-10N | DC12V/24V | 30SMD | 18,0W | IP20 | rot | 5000*10*2.5 |
| IREG-05030GE-10N | DC12V/24V | 30SMD | 28,8W | IP20 | gelb | 5000*10*2.5 |
| IREG-05030B-10N | DC12V/24V | 30SMD | 28,8W | IP20 | blau | 5000*10*2.5 |
| IREG-05030GR-10N | DC12V/24V | 30SMD | 28,8W | IP20 | grün | 5000*10*2.5 |
| IREG-05030RGB-10N | DC12V/24V | 30SMD | 28,8W | IP20 | RGB | 5000*10*2.5 |
| | | | | | | |
| IREG-05060WW-10N | DC12V/24V | 60 SMD | 57,6W | IP20 | 2700-2900K | 5000*10*2.5 |
| IREG-05060DW-10N | DC12V/24V | 60 SMD | 57,6W | IP20 | 6000-7000K | 5000*10*2.5 |
| IREG-05060R-10N | DC12V/24V | 60 SMD | 36,0W | IP20 | rot | 5000*10*2.5 |
| IREG-05060GE-10N | DC12V/24V | 60 SMD | 57,6W | IP20 | gelb | 5000*10*2.5 |
| IREG-05060B-10N | DC12V/24V | 60 SMD | 57,6W | IP20 | blau | 5000*10*2.5 |
| IREG-05060GR-10N | DC12V/24V | 60 SMD | 57,6W | IP20 | grün | 5000*10*2.5 |
| IREG-05060RGB-10N | DC12V/24V | 60 SMD | 57,6W | IP20 | RGB | 5000*10*2.5 |
| Bezeichnung alle in 5 m/Rolle | Volt | Anzahl/m | Watt/Rolle | IP | Farbtemp. | Abmessung |
| IREG-05030WW-10E | DC12V/24V | 30SMD | 28,8W | IP67 | 2700-2900K | 5000*10*2.5 |
| IREG-05030DW-10E | DC12V/24V | 30SMD | 28,8W | IP67 | 6000-7000K | 5000*10*2.5 |
| IREG-05030R-10E | DC12V/24V | 30SMD | 18,0W | IP67 | rot | 5000*10*2.5 |
| IREG-05030GE-10E | DC12V/24V | 30SMD | 28,8W | IP67 | gelb | 5000*10*2.5 |
| IREG-05030B-10E | DC12V/24V | 30SMD | 28,8W | IP67 | blau | 5000*10*2.5 |
| IREG-05030GR-10N | DC12V/24V | 30SMD | 28,8W | IP67 | grün | 5000*10*2.5 |
| IREG-05030RGB-10E | DC12V/24V | 30SMD | 28,8W | IP67 | RGB | 5000*10*2.5 |
| | | | | | | |
| | | | | | | |
| | | | | | | |
| | | | | | | |
| | | | | | | |



| Bezeichnung alle in 5 m/Rolle | Volt | Anzahl/m | Watt/Rolle | IP | Farbtemp. | Abmessung |
|---|-----------|----------|------------|------|------------|-------------|
| IREG-05060WW-10E | DC12V/24V | 60 SMD | 57,6W | IP67 | 2700-2900K | 5000*10*2.5 |
| IREG-05060DW-10E | DC12V/24V | 60 SMD | 57,6W | IP67 | 6000-7000K | 5000*10*2.5 |
| IREG-05060R-10E | DC12V/24V | 60 SMD | 36,0W | IP67 | rot | 5000*10*2.5 |
| IREG-05060GE-10E | DC12V/24V | 60 SMD | 57,6W | IP67 | gelb | 5000*10*2.5 |
| IREG-05060B-10E | DC12V/24V | 60 SMD | 57,6W | IP67 | blau | 5000*10*2.5 |
| IREG-05060GR-10E | DC12V/24V | 60 SMD | 57,6W | IP67 | grün | 5000*10*2.5 |
| IREG-05060RGB-10E | DC12V/24V | 60 SMD | 57,6W | IP67 | RGB | 5000*10*2.5 |
| RGB+WHITE 10 mm | | | | | | |
| IREG-05050-A30-CW-10 | DC12V | 60 SMD | 14,4W | IP20 | RGB+CW | 5000*10*2.5 |
| IREG-05050-A30-WW-10 | DC12V | 60 SMD | 14,4W | IP20 | RGB+WW | 5000*10*2.5 |
| IREG-05050-B30-CW-10 | DC12V | 60 SMD | 14,4W | IP65 | RGB+CW | 5000*10*2.5 |
| IREG-05050-B30-WW-10 | DC12V | 60 SMD | 14,4W | IP65 | RGB+WW | 5000*10*2.5 |
| IREG-05050-C30-CW-10 | DC12V | 60 SMD | 14,4W | IP67 | RGB+CW | 5000*10*2.5 |
| IREG-05050-C30-WW-10 | DC12V | 60 SMD | 14,4W | IP67 | RGB+WW | 5000*10*2.5 |
| IREG-05050-D30-CW-10 | DC12V | 60 SMD | 14,4W | IP68 | RGB+CW | 5000*10*2.5 |
| IREG-05050-D30-WW-10 | DC12V | 60 SMD | 14,4W | IP68 | RGB+WW | 5000*10*2.5 |
| | | | | | Nm/K | lumen |
|  | | | | rot | 620-620 | 55-60 |
| | | | | blau | 455-470 | 50-55 |
| | | | | grün | 510-525 | 125-135 |
| | | | | cw | 3000-3500 | 390-420 |
| | | | | ww | 6000-7000 | 510-540 |
| RGB+WHITE 12 mm | | | | | | |
| IREG-05050-A30-CW-12 | DC12V | 60 SMD | 14,4W | IP20 | RGB+CW | 5000*12*2.5 |
| IREG-05050-A30-WW-12 | DC12V | 60 SMD | 14,4W | IP20 | RGB+WW | 5000*12*2.5 |
| IREG-05050-B30-CW-12 | DC12V | 60 SMD | 14,4W | IP65 | RGB+CW | 5000*12*2.5 |
| IREG-05050-B30-WW-12 | DC12V | 60 SMD | 14,4W | IP65 | RGB+WW | 5000*12*2.5 |
| IREG-05050-C30-CW-12 | DC12V | 60 SMD | 14,4W | IP67 | RGB+CW | 5000*12*2.5 |


| | | | | | | | |
|----------------------|--|--------|-------|-------------|-----------|-------------|--|
| IREG-05050-C30-WW-12 | DC12V | 60 SMD | 14,4W | IP67 | RGB+WW | 5000*12*2.5 | |
| IREG-05050-D30-CW-12 | DC12V | 60 SMD | 14,4W | IP68 | RGB+CW | 5000*12*2.5 | |
| IREG-05050-D30-WW-12 | DC12V | 60 SMD | 14,4W | IP68 | RGB+WW | 5000*12*2.5 | |
| | | | | | Nm/K | lumen | |
| | | | | rot | 620-620 | 55-60 | |
| | | | | blau | 455-470 | 50-55 | |
| | | | | grün | 510-525 | 125-135 | |
| | | | | cw | 3000-3500 | 390-420 | |
| | | | | ww | 6000-7000 | 510-540 | |
| TRAFOS IP 20 | | | | | | | |
| IREG-LL-PS12V30W | AC110/220V output 12V DC 2.5A, IP20 | | | | | | |
| IREG-LL-PS12V50W | AC110/220V output 12V DC 4.16A, IP20 | | | | | | |
| IREG-LL-PS12V100W | AC110/220V, output 12V DC, 8.3A, IP20 | | | | | | |
| IREG-LL-PS12V360W | AC110/220V, output 12V DC, 30A, IP20 | | | | | | |
| | | | | | | | |
| TRAFOS IP 66 | | | | | | | |



| | | | | | | | |
|---------------------|--|--|--|--|--|--|--|
| IREG-LL-PS12V30W-W | AC110/220V, output 12V DC, 2.5A, IP 66 | | | | | | |
| IREG-LL-PS12V60W-W | AC110/220V, output 12V DC, 5.0A, IP 66 | | | | | | |
| IREG-LL-PS12V100W-W | AC110/220V, output 12V DC, 8.3A, IP 66 | | | | | | |
| IREG-LL-PS12V150W-W | AC110/220V, output 12V DC, 12.5A, IP 66 | | | | | | |
| | | | | | | | |
| | | | | | | | |
| | | | | | | | |
| | | | | | | | |



| LED-Controller wasserfest | Volt | | | | DMX | RGB |
|---------------------------|-----------------------|--|--|---|-----|-----|
| IREG-CTL-B4 | DC5/6/12/24V |  | |  | | |
| output: | 4 Kanäle/4A pro Kanal | | | | | |
| größtmöglicher Output | 6A pro Kanal | | | | | |
| Verbindungsmodus: | Anode/Cathode | | | | | |
| IREG-CTL-14 | DMX Controller | | | | | |
| | DC12-24V | | | | | |
| output: | 4 Kanäle/4A pro Kanal | | | | | |
| Output: | 12V/<144W-24V<288W | | | | | |



| CONTROLLERS | | | | | | |
|----------------|---|--|--|--|--|--|
| IREG-LL-CON-A | RGB Controller with wireless remote controller, 4A pro Kanal, 12VDC, 3 Kanäle | | | | | |
| IREG-LL-CON-C | LED RGB Amplifier, 4A für jeden Kanal, 12VDC | | | | | |
| IREG-LL-DMX512 | DMX Controller with wireless remote controller, 8A pro Kanal, 12VDC | | | | | |
| | | | | | | |
| | | | | | | |
| | | | | | | |
| | | | | | | |
| | | | | | | |